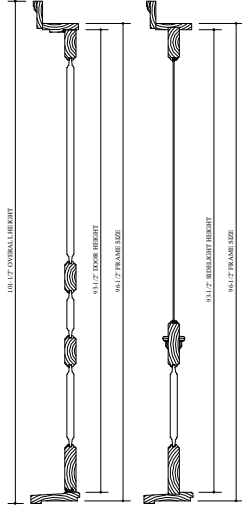
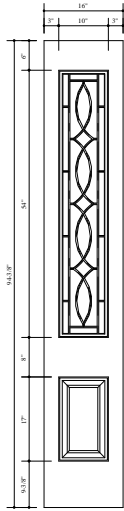


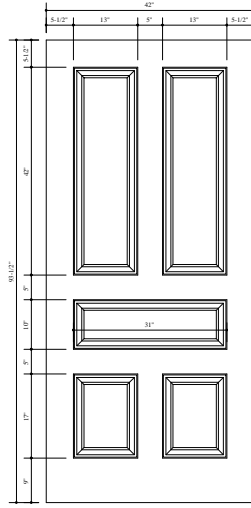
EXTERIOR ELEVATION  
SCALE: 1" = 1' 0"



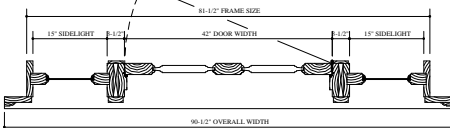
SECTION @ DOOR AND SIDELIGHT  
SCALE: 1" = 1' 0"



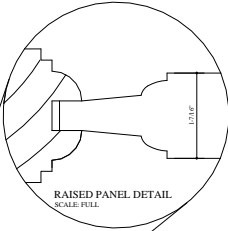
MAKE 2 SIDELIGHTS  
SCALE: 1" = 1' 0"



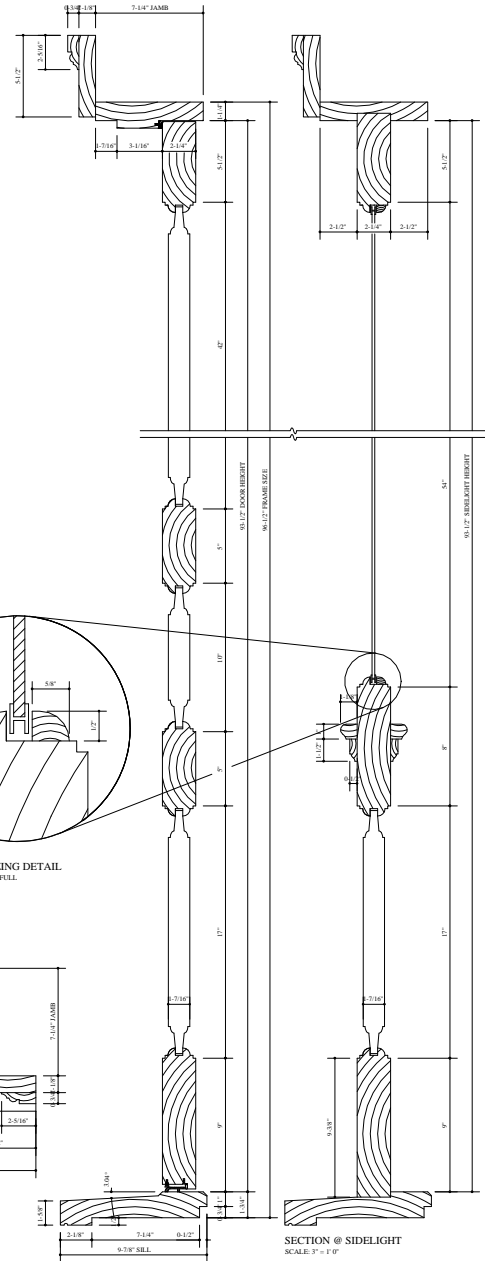
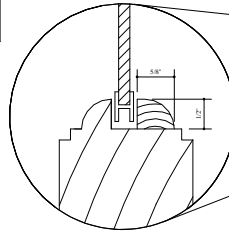
MAKE 1 DOOR  
SCALE: 1" = 1' 0"



PLAN/SECTION @ DOOR AND SIDELIGHTS  
SCALE: 1" = 1' 0"

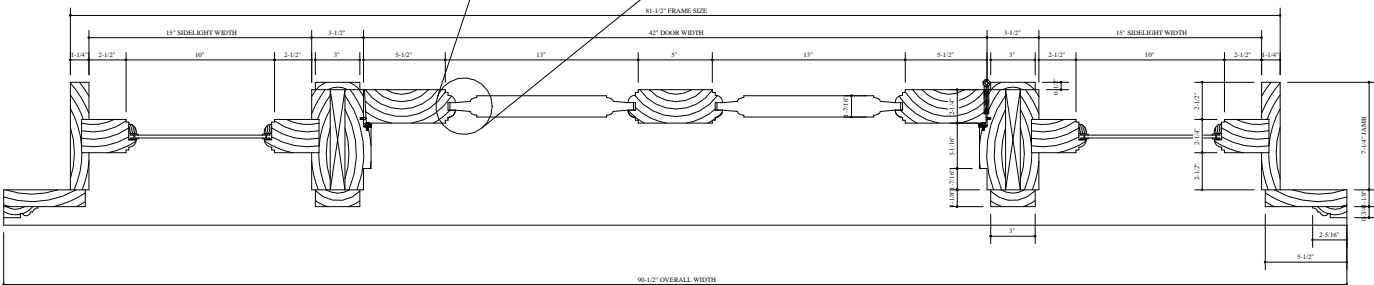


**STAIN GRADE UNIT**

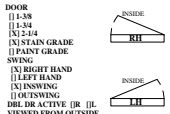


SECTION @ DOOR  
SCALE: 3/4" = 1' 0"

SECTION @ SIDELIGHT  
SCALE: 3/4" = 1' 0"



PLAN/SECTION @ DOOR AND SIDELIGHTS  
SCALE: 3/4" = 1' 0"



- DOOR**
- (1) L.S.B.
  - (1) S.4
  - (1) STAIN GRADE
  - (1) PAINT GRADE
  - (1) RIGHT HAND SWING
  - (1) LEFT HAND SWING
  - (1) LOCKING
  - (1) INSWING
  - (1) OUTSWING
  - (1) D.H. DR. ACTIVE DR. (1) VIEWED FROM OUTSIDE
- JAMB**
- (1) SINGLE RABBETED
  - (1) DOUBLE RABBETED
  - (1) APPLIED STOP
  - (1) STAIN GRADE
  - (1) PAINT GRADE
  - (1) WIDTH 7-1/4"
- SIDELIGHTS AND/OR TRANSOM**
- (1) S.T.A.
  - (1) STAIN GRADE
  - (1) PAINT GRADE
- THRESHOLD**
- (1) MARGOFORM
  - (1) NOTCHED FOR FLOORING
  - (1) BRONZE EXTRUDED
- ROUGH OPENING SIZE: 6" 10" X 8" 11"**
- CASING: FLAT W/BACKBAND**
- (1) NONE
  - (1) SIZE: 1-1/8" X 5-1/2"
  - (1) APPLIED
  - (1) LOOSE
- ASTRAGAL**
- (1) S.T.A.
  - (1) APPLIED
  - (1) LOOSE
- GLAZING**
- (1) 1/8" TEMPERED
  - (1) CLEAR GLASS
  - (1) L.S.B.
  - (1) LIGHT RESTORATION
  - (1) HEAVY RESTORATION
  - (1) LG. CLEAR TEMP.
  - (1) LG. LOW E TEMP.
  - (1) F.L.L. - 7/8" MINIMUM
  - (1) S.D.
  - (1) SPACER BAR
  - (1) BLACK WARM EDGE
  - (1) BRONZE
  - (1) M.I.L.
  - (1) CHAMPAGNE
  - (1) GLAZING TAPE
  - (1) WHITE
  - (1) GREY
  - (1) BLACK
- WEATHERSTRIPPING**
- (1) COMPRESSION
  - (1) WHITE
  - (1) BEIGE
  - (1) BLACK
  - (1) INTERLOCKING / BY OTHERS
- HARDWARE DOOR**
- (1) HINGES
  - (1) QTY / LEAF: 4
  - (1) SIZE: 4-1/2" X 4-1/2" BR.
  - (1) FINISH
  - (1) SUPPLIED BY KINGSLAND
  - (1) BY OTHERS
  - (1) LOCKSET
  - (1) SUPPLIED BY KINGSLAND
  - (1) BY OTHERS
  - (1) PLUSH BOLTS
  - (1) SPECIAL HARDWARE

**PRIMED**

- (1) GRAY
- (1) WHITE

(1) APPROVED (1) APPROVED AS CORRECTED  
(1) REVIEW AND REVISION (1) NOT APPROVED  
**SHOP DRAWINGS**

(1) ORIGINAL  
(1) FIRST REVISION  
ADDITIONAL REVISIONS @ \$40.00 HR.

SIGNATURE OF PURCHASER: \_\_\_\_\_  
CONFORM DIMENSIONS, QUANTITIES AND DETAILS OF PRODUCTS TO BE SUPPLIED BY: \_\_\_\_\_  
**KINGSLAND COMPANY**

**GREENSBURG ENTRY DOOR 8331**

**KINGSLAND**  
7 Colebrook Rd.  
Norfolk CT 06058  
Phone (860) 542-6981  
Fax (860) 542-1752

Date: \_\_\_\_\_ Scale: AS NOTED  
Page #: \_\_\_\_\_ Drawn by: MKB2  
Revision: \_\_\_\_\_

Drawing Title:  
**D-1**